

Can you talk about the life cycle of a caterpillar? How does it change as it grows?

# Knowledge Map

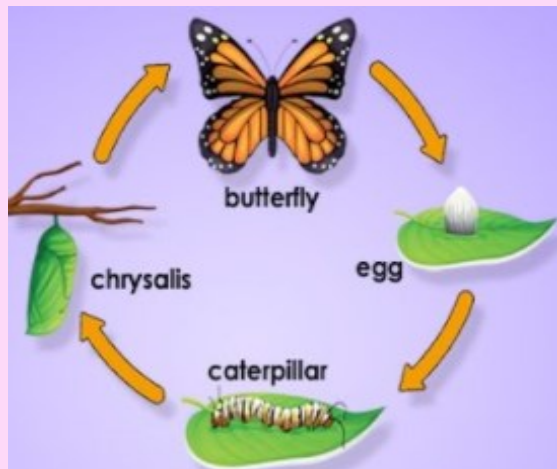
## Amazing Animals!

Practise some yoga at home with your family, to practise your breathing and help you to relax.



### Understanding the World

#### Life cycle of a caterpillar











Watch me to see it in action:



#### Minibeasts

Minibeasts are tiny creatures that are often found living in a garden, park or field.

			
ladybird	spider	snail	worm
			
bee	ant	woodlouse	slug

Use the internet to find out more about minibeasts, such as, what they eat or where they live.

### EYFS Pentecost 1

#### PE Kit

#### PE day: Monday

Please make sure that your child has a labelled PE kit in school.

- Green shorts
- Black leggings
- White t-shirt
- Plimsolls
- Long hair tied up
- Remove earrings



#### Library: Friday

**Reading:** Please read with your child every day and sign their reading record.

#### Oxford Owls



Log in to access e-books, Read Write Inc books and phonics activities.



**Username:** eyfsbernadette or eyfsclare

**Password:** school

#### Hail Mary

Hail Mary, full of grace,  
the Lord is with thee;  
Blessed art thou among women,  
and blessed is the fruit of thy womb,  
Jesus.  
Holy Mary, Mother of God,  
pray for us sinners,  
now and at the hour of our death.  
Amen.

#### Prayer to learn:



### Personal, Social and Emotional Development

We are learning to **develop our resilience**. That means that we bounce back when things don't go the way we planned, or that we don't give up when we find things difficult.

Watch me!



We are learning to use 'Breathe, Think, Do' to help us to overcome our problems.

**Breathe:** Practise breathing in slowly through the nose and then out slowly through the mouth three times.



**Think:** 'How can I solve this problem?' Think about ways that you could solve your problem, such as trying again, trying a different way, asking for help, or talking about your problem to a friend.



**Do:** Try out your idea. Remember if it doesn't work, try, try again! We know that if we keep on practising, it helps our brain to grow!

# Maths

**Number bonds** show how numbers join

together (**the whole**) and how they break down into **parts**.

10		10	
10	0	5	5
10		10	
9	1	4	6
10		10	
8	2	3	7
10		10	
7	3	2	8
10		10	
6	4	1	9

Watch me!











Can you name and describe each of these 2D shapes?

**2-dimensional**

**shapes** can also be called **2D shapes**. These shapes are **flat**, not solid and can not be picked up.

Watch me!



			
<b>square</b>	<b>circle</b>	<b>rectangle</b>	<b>triangle</b>
straight sides	curved	straight sides	straight sides
4 corners	0 corners	4 corners	pointy
			
<b>oval</b>	<b>pentagon</b>	<b>hexagon</b>	<b>rhombus</b>
curved	5 straight sides	6 straight sides	4 straight sides
0 corners	sides	sides	pointy































Use objects to find all of the different ways that ten (**the whole**) can be broken down (**regrouped**) into two **parts**.

Scan me to find out more about supporting phonics at home:



# Phonics

We are learning our Set 1 sounds. **Special Friends**: 2 or more letters that make one sound (**ck, th, ng, nk, qu, sh, ch**). Scan the QR code to play this fun game and practice reading words using **'Special Friends, Fred Talk, Read the Word'**

m	a	s	d	t
				
i	n	p	g	o
				
c	k	u	b	f
				
e	l	h	sh	r
				
j	v	y	w	th
				
z	ch	qu	x	ng
				

**'Tricky words'** can not be sounded out. Learn to read and spell these tricky words by heart: **that, them, they, all, my, be, said, we**


Watch me!



# Literacy

Here are some of the stories that we will be exploring this half term:


'The Very Hungry Caterpillar' by Eric Carle, 'Handa's Surprise' by Eileen Brown, 'Monkey Puzzle' by Julia Donaldson.



Watch me!




**Key vocabulary:** egg, leaf, hungry, caterpillar, cocoon, butterfly.



Watch me!



**Key vocabulary:** pineapple, orange, guava, avocado, mango, passionfruit, surprise, tangerine



Watch me!



**Key vocabulary:** lost, monkey, butterfly, frog, elephant, spider, parrot, snake, mum, dad

Look on YouTube or the e-library to find and enjoy other stories by these incredible authors:

**Eric Carle:** 'Brown Bear, Brown Bear, What Do You See?', 'The Bad-Tempered Ladybird'

**Eileen Brown:** 'Through my Window', 'Handa's Hen'

**Julia Donaldson:** 'Stick Man', 'The Gruffalo',

Learn to write these letters using the correct formation. **Start at the top:**



**Non fiction texts** help us to **find information** and **learn about new topics**. Use the internet or non-fiction books to find out about your favourite animal. Can you create your own interesting fact book?