

Knowledge Map

Once Upon a Time

EYFS Lent 1

P.E. day:
Monday

Library day:
Friday

Online learning

Oxford Owls

Log in to access e-books and phonics activities.



Username: eyfsbernadette or eyfsclore



Password: school

Seesaw

Please scan your child's QR code to access their Seesaw account. Please check for challenges each week. If you need support to access Seesaw, please phone the school office.

Prayer to learn:



Father God
Come be with us today,
Fill our hearts with joy,
Fill our minds with learning,
Fill our classrooms with peace,
Fill our lessons with fun,
Fill our friendships with kindness,
Fill our school with love. Amen.

Can you find out some facts about winter and talk about the seasonal changes?

Understanding the World

It is the season of winter.



Winter tends to be colder and have more rain, sleet, fog, hail, snow and frost. The trees have no leaves and it gets dark earlier in the day.



What is the weather like today?



rain



frost



fog



hail



sleet



snow

Make a picture diary of the weather each day.

Collect together some boxes and see if you can build a model of your home! Use your Fred fingers to label it.

Expressive Arts and Design

Key vocabulary to learn:



Scissors can be used to cut things to size or make snips to add detail.

Glue is used to stick on other materials or join them together.



A stapler can be used to join materials together.

A hole punch can be used to make holes to join things together with wool or string.



Sellotape can be used to make holes to join things together with wool or string.

Try out some of these techniques at home!

Maths Use objects to find the number that is one less than a given number.

Number	1 less	Number	1 less
10	→ 9	5	→ 4
9	→ 8	4	→ 3
8	→ 7	3	→ 2
7	→ 6	2	→ 1
6	→ 5	1	→ 0

Can you quickly recall 1 less than given numbers to 10?

m	a	s	d	t
m	a	s	d	t
i	n	p	g	o
i	n	p	g	o
c	k	u	b	f
c	k	u	b	f
e	l	h	sh	r
e	l	h	sh	r
j	v	y	w	th
j	v	y	w	th
z	ch	qu	x	ng
z	ch	qu	x	ng



Scan the code to find out more about supporting phonics at home.

Phonics We are learning our Set 1 sounds.

Practice reading and spelling these words using 'Special Friends, red Talk, Read the Word: ship, quiz, king, sink, think, moth, chop,









Tricky words can not be sounded out. Learn to read and spell these tricky words by heart: want, you, put, was, my, we,

Watch me!



Can you name and describe each of these 2D shapes?

2-dimensional shapes can also be called **2D shapes**. These shapes are **flat**, not solid and can not be picked up.

			
square	circle	rectangle	triangle
straight sides 4 corners	curved 0 corners	straight sides 4 corners	straight sides pointy
			
oval	pentagon	hexagon	rhombus
curved 0 corners	5 straight sides	6 straight sides	4 straight sides pointy

Here are the stories we will be exploring this half term:

Little Red Riding Hood, Jack and the Beanstalk, The Three Little Pigs

Literacy



Which part of the story did you like best? Why? Can you retell the story using our key story language: Once upon a time, first, next, finally, suddenly, happily ever after?

Look on YouTube or the e-library to find and enjoy other traditional tales such as:

- The Little Red Hen
- Goldilocks and the Three Bears
- Chicken Licken

Draw a story map of a new story you have read at home.

Learn to write these letters using the correct formation:

c	k	u	b	f
----------	----------	----------	----------	----------