

Knowledge Map

Autumn Days

EYFS Advent 2

Can you find out some facts about autumn and talk about the seasonal changes?


Understanding the World

It is the season of autumn.

What seasonal changes happen during Autumn?



Leaves change from green to red, orange, yellow or brown



Some trees shed their leaves.



Conkers and acorns fall to the ground.



It gets darker earlier in the day.



It gets colder and we have more rain.



Animals gather food for winter.

Learn this poem by heart:


**Autumn leaves, autumn leaves, falling down!
Falling down! Red, orange and yellow, red,
orange and yellow,
Gold and brown, gold and brown!**

Go for an autumnal walk and make a collage using the natural objects that you find.

See how many different colours you can make using red, yellow and blue. Can you paint a picture of a rainbow?

Expressive Art and Design

Key vocabulary to learn:



Paint brush



Paint pot

Palette



Light and dark



Learn the colours:



Oxford Owls

Log in to access e-books and phonics activities.



Username:

eyfsbernadette or
eyfsclare

Password:

school



Seesaw

Please scan the link to access your child's Seesaw account. Please check for challenges each week. If you need support to access Seesaw, please speak to your child's teacher.



Online learning

Diary dates:



9.11.21: Autumnal Walk to Stockwood Park

15.11.21: World Nursery Rhyme Day dress up for children

29.11.21: Maths Monday!

30.11.21: Storytime for parents

6 - 7.12.21: Parent Consultation Evening

9.12.21: Fantastic Finishes

10.12.21: Nativity performance to parents

15.11.21: Christmas dinner and Christmas

16.12.21: Christmas Movie Night Jumper Day

PE day: Thursday

Library day: Friday

Prayer to learn: Advent prayer

Come Lord Jesus, come!

Come to the hungry; Come to the cold!

Come to the lonely; Come to the old!

Come to me and mine.

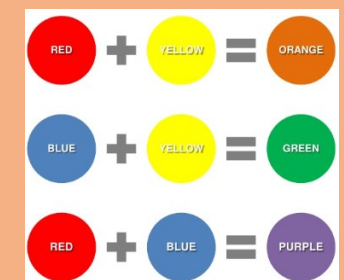
Come this Christmas time.

Come Lord Jesus, come!



We can mix colours together to create new ones.

What new colours can you create when you mix these together?



Maths

Watch me!



To be a careful counter, we need to say numbers out loud in the correct order. Practise counting to twenty in the correct order.



To be a careful counter, we need to learn to say one number name for each object as we count. To help us, we can move or touch objects as we count each one.

Play this game to practise:

Practise counting groups of objects up to ten, counting each object one at a time.

Play me!



Positional language helps us to describe **where** objects or people are in a given space.

This will help us in our maths and geography learning.

above "The ball is above the table."	under "The ball is under the table."	inside "The ball is inside the box."	in front of "The ball is in front of the box."
behind "The ball is behind the box."	next to "The ball is next to the table."	on top of "The ball is on top of the table."	in between "The ball is in between two boxes."

Hide a teddy in each of these positions and describe where it is.

Phonics

We are learning our Set 1 sounds.



Scan the code to find out more about supporting phonics at home:

Practice reading these words with 'Fred Talk' and spelling them with your 'Fred fingers':

fish, cog, yak, peg, off, bang, jam, zip, fox


'Tricky words' can not be sounded out. Learn to read and spell these tricky words by heart: to, no, the, go, into, of, my, we




Literacy

Here are the stories we will be exploring this half term:


Owl Babies, We're Going on a Bear Hunt, The Gingerbread Man.



Watch me!



Watch me!



Watch me!



Which part of the story did you like best? Why? Can you retell the story using our key story language: Once upon a time, first, next, finally, suddenly, happily ever after?

Visit YouTube to find and enjoy some of these authors' other amazing stories:

Martin Waddell: 'Farmer Duck', 'Can't You Sleep, Little Bear?'

Michael Rosen: 'Little Rabbit Foo-Foo'

Draw a picture of what happens in a new story you have read at home.

Speed Sounds Set 1

m	a	s	d	t
i	n	p	g	o
c	k	u	b	f
e	l	h	sh	r
j	v	y	w	th
z	ch	qu	x	ng

Learn to write these letters using the correct formation:

